

Fig. 1 Annual and cumulative Italian wind capacity

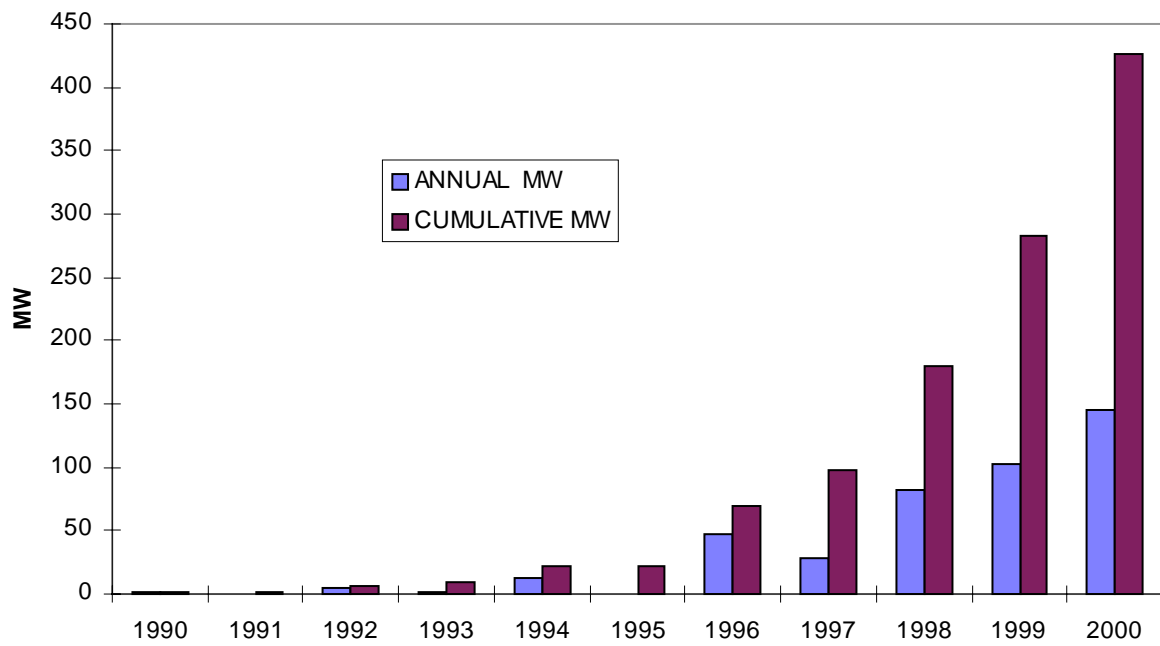


Fig. 2

**Market Shares
(% rated power)**

Manufacturers

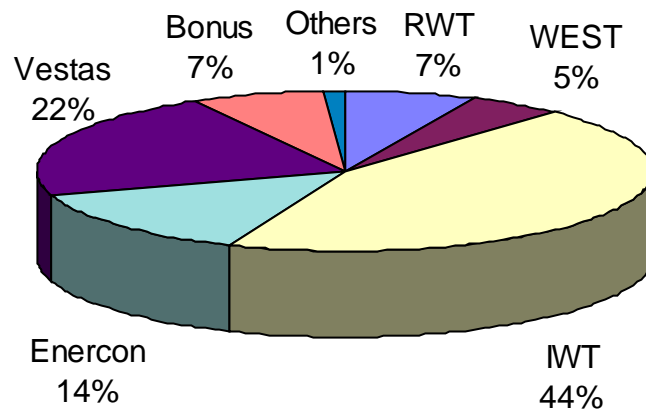
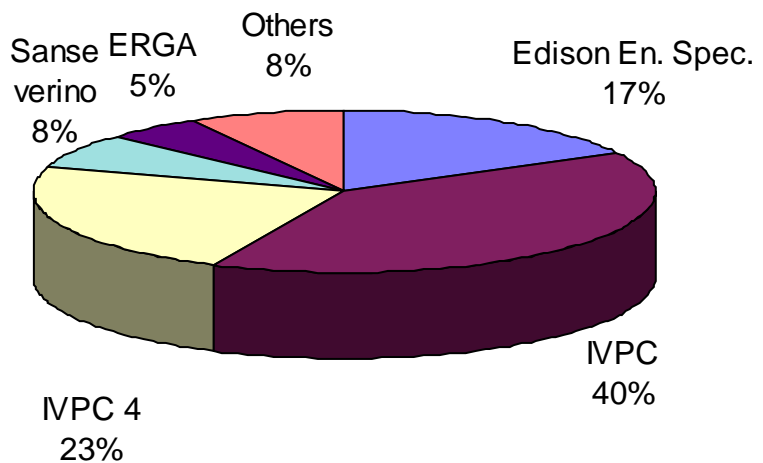


Fig. 3

**Market Shares
(% rated power)**

Energy Producers



TOTAL INSTALLED WIND CAPACITY

YEARS	1990	1991	1992	1993	1994	1995	1996	1997	1998	1999	2000
ANNUAL MW	1,5	0,7	4,3	2,3	12,6	0,6	47,8	28,5	82	102	145
CUMULATIVE MW	1,5	2,2	6,5	8,8	21,4	22	69,8	98	180	282	427

Market Shares (% rated power) Manufactures

RWT	WEST	IWT	Enerco n	Vestas	Bonus	Others
	7	5	44	14	22	7
						1

Market Shares (% rated power) Energy Producers

Edison En. Spec.	IVPC	IVPC 4 erino	Sansev	ERGA	Others
17	40	23	7	5	8